



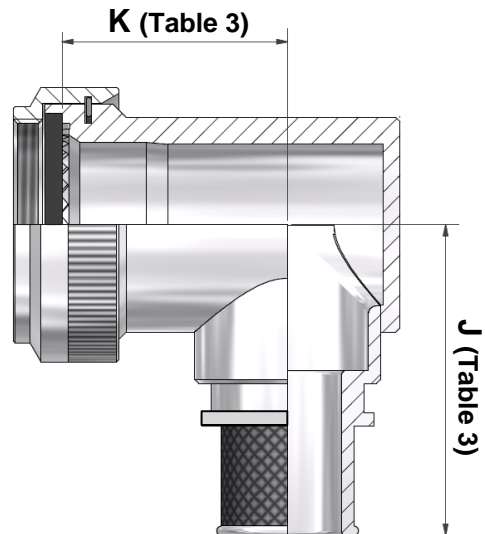
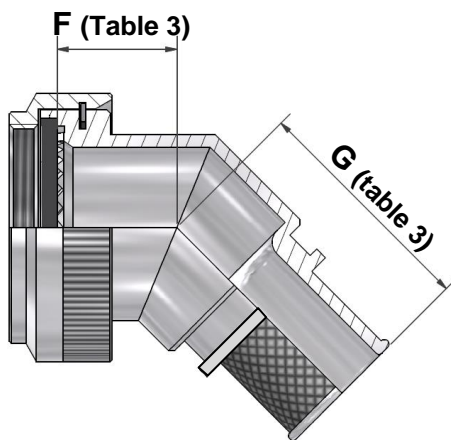
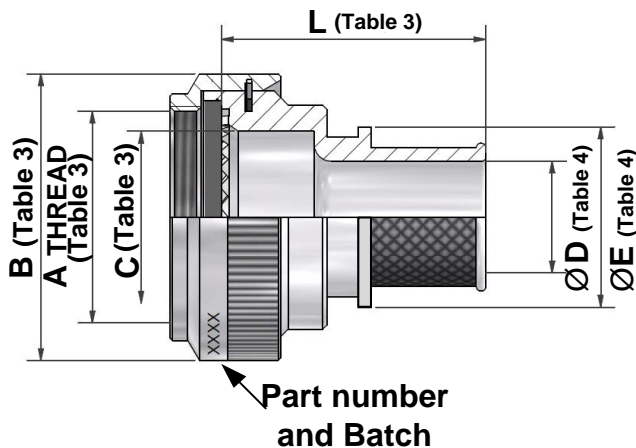
ELCB-3/1

EMI/RFI Banding Rotatable Coupling and Shrink Boot Adapter

Used on MIL-DTL26482 --SERIES II & MIL-DTL5015-G

ELCB-3/1-AC-S-1404-M

BASIC PART NUMBER
 SERIES (For MIL-DTL-5015G (MS3400)
 (For MIL-DTL-26482 SER. 2)
 MATERIAL (see table 1)
 FINISH (see table 2)
 ANGLES (**S**=00°, **A**=45°, **R**=90°)
 SHELL SIZE (see table 3)
 ENTRY SIZE (see table 4)
 BAND (**M** Micro Band, **S** Standard Band)





Material (Table 1)	
A	ALUMINIUM
B	NICKEL ALUMINIUM BRONZE
S	STAINLESS STEEL

ENTRY SIZE (Table 4)		
Entry Size	Ø D Min.	Ø E Max.
01	6.35	13.90
02	7.92	15.50
03	9.53	17.20
03M	11.10	18.70
04	12.70	20.30
04M	14.27	21.90
05	15.88	23.50
05M	17.47	25.10
06	19.05	26.70
06M	20.52	28.30
07	22.23	29.90
08	25.40	31.50
09	28.58	33.10
10	31.75	34.70

FINISH (Table 2)	
C	CADMIUM OLIVE DRAB OVER, AMS-QQ-P-416 ,Type-II, Class-3. ELECTROLESS NICKEL, AMS-C-26074, Class-4 cgrade-B
B	UNPLATED CLEAN FINISH NOT SHOT BLASTED (FOR NICKEL ALUMINIUM BRONZE)
E	ELECTROLESS NICKEL AMS-C-26074, Class-4 cgrade-B
J	PASSIVATE PER QQ-P-35 (FOR STAINLESS STEEL)
Z	ZINC NICKEL ALLOY, DARK OLIVE DRAB PASSIVATE OVER ELECTROLESS NICKEL ASTMS 841-91.
ZB	ZINC NICKEL ALLOY, BLACK PASSIVATE OVER ELECTROLESS NICKEL ASTMS 841-91.

SHELL SIZE (Table 3)									
Shell Size	A Thread	B Max.	C Min.	F ±0.5	G Max.	J Max.	K ±0.5	L ±0.5	Standard Entry size
8 & 8S	1/2-20 UNF	15.6	6.6	16.6	26.4	30.6	17.5	28.0	01
10, 10S & 10SL	5/8-24 UNEF	18.6	9.3	16.8	26.9	32.2	17.8	28.0	02
12 & 12S	3/4-20 UNEF	21.7	9.8	17.3	27.3	33.0	18.7	28.0	03
14 & 14S	7/8-20 UNEF	24.9	14.7	18.1	28.2	33.6	19.0	28.0	04
16 7 16S	1-20 UNEF	28.2	17.8	19.0	29.0	36.9	21.0	28.5	05
18	1 1/16-18 UNEF	30.9	19.8	19.2	29.3	36.9	23.5	28.0	06
20	1 3/16-18 UNEF	34.1	23.0	20.1	30.1	38.5	27.0	28.0	07
22	1 5/16-18 UNEF	37.3	26.2	20.3	30.5	40.1	27.0	28.0	08
24	1 7/16-18 UNEF	40.4	29.1	21.8	31.5	41.8	27.0	28.0	08
28	1 3/4-18 UNS	50.0	34.8	23.3	32.1	45.3	31.4	36.0	09
32	2-18 UNS	56.3	41.2	25.0	33.7	48.6	36.4	40.5	09
36	2 1/4-16 UN	62.7	46.6	26.2	34.9	41.8	38.0	45.0	10
40	2 1/2-16 UN	68.0	52.0	28.6	36.2	54.8	42.0	50.0	10

Notes:

1. THIS PRODUCT IS DESIGNED TO TERMINAING OVERALL HARNESS SHIELDS. THIS BACKSHELL UTILIZE STANDARD BAND RING FOR 360 DEGREES SHIELD TERMINATION AND LOWEST DC RESISTANCED, USE HEAT SHRINKABLE BOOT.
2. BACKSHELL TO BE PERMANENTLY MARKED WITH CODE IDENTIFICATION NUMBER AND PART NUMBER. (e.g.12321-ELCB-1-AC-S-1504-S).
3. ALL DIMENSIONS ARE IN MM.