



ELCB-2/1

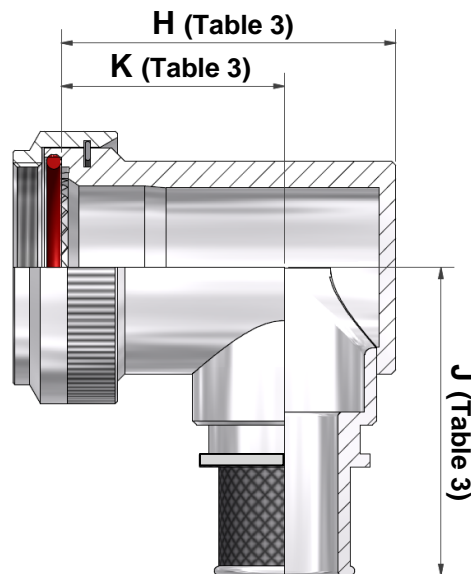
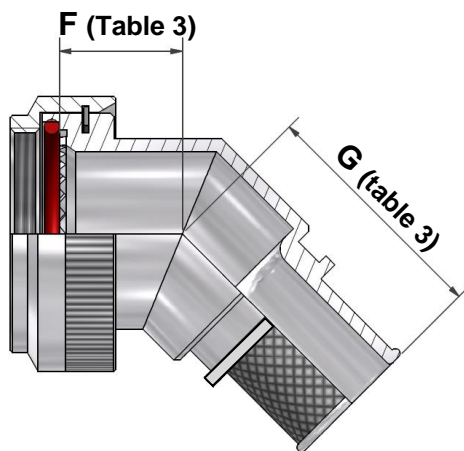
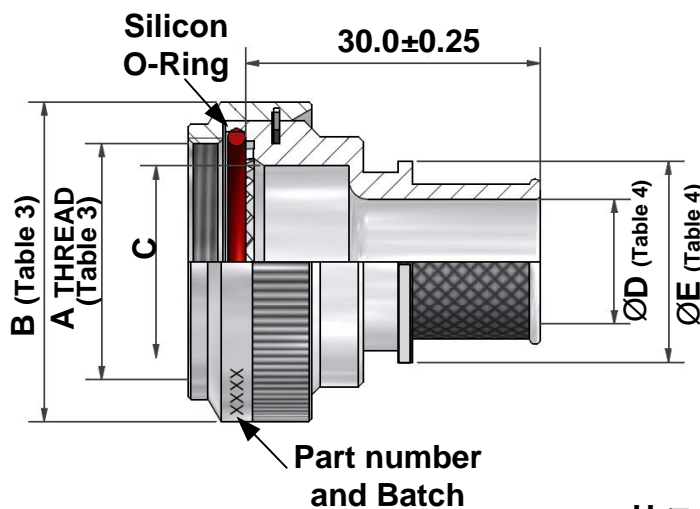
EMI/RFI Banding Self Locking Rotatable Shrink Boot Adapter

USED ON MIL-DTL-38999 SERIES I & II

One piece (Style 1) construction

ELCB-2/1-AC-S-1404-S

BASIC PART NUMBER _____
 SERIES (For MIL-DTL-38999 ser. I & II) _____
 MATERIAL (see table 1) _____
 FINISH (see table 2) _____
 ANGLES (S=00°, A=45°, R=90°) _____
 SHELL SIZE (see table 3) _____
 BANDY SIZE (see table 4) _____
 (S Standard Band, M Micro Band)





Material (Table 1)	
A	ALUMINIUM
B	NICKEL ALUMINIUM BRONZE
S	STAINLESS STEEL

FINISH (Table 2)	
C	CADMIUM OLIVE DRAB OVER, AMS-QQ-P-416 ,Type-II, Class-3. ELECTROLESS NICKEL, AMS-C-26074, Class-4 cgrade-B
B	UNPLATED CLEAN FINISH NOT SHOT BLASTED (FOR NICKEL ALUMINIUM BRONZE)
E	ELECTROLESS NICKEL AMS-C-26074, Class-4 cgrade-B
J	PASSIVATE PER QQ-P-35 (FOR STAINLESS STEEL)
Z	ZINC NICKEL ALLOY, DARK OLIVE DRAB PASSIVATE OVER ELECTROLESS NICKEL ASTMS 841-91.
ZB	ZINC NICKEL ALLOY, BLACK PASSIVATE OVER ELECTROLESS NICKEL ASTMS 841-91.

ENTRY SIZE (Table 4)		
Entry Size	Ø D Min.	Ø E Max.
01	6.35	13.90
02	7.92	15.50
03	9.53	17.20
03M	11.10	18.70
04	12.70	20.30
04M	14.27	21.90
05	15.88	23.50
05M	17.47	25.10
06	19.05	26.70
06M	20.52	28.30
07	22.23	29.90
08	25.40	31.50
09	28.58	33.10
10	31.75	34.70

SHELL SIZE (Table 3)										
Shell Size		A Thread	B Max.	C Min.	F ±0.5	G ±0.5	H Max.	J Max.	K ±0.5	Standard Entry size
Ser.2	Ser.1									
8	09	0.438-28 UNEF	18.0	6.8	16.4	25.7	22.7	30.5	15.0	01
10	11	0.562-24 UNEF	21.0	10.2	17.2	26.9	26.2	32.2	17.0	02
12	13	0.688-24 UNEF	24.5	13.1	17.6	27.3	29.2	33.7	18.0	03
14	15	0.813-20 UNEF	27.8	16.2	18.5	28.2	32.2	35.2	20.0	04
16	17	0.938-20 UNEF	30.8	19.3	19.2	29.0	35.7	36.9	21.5	05
18	19	1.063-18 UNEF	34.1	22.3	19.6	29.3	39.7	38.5	23.0	06
20	21	1.188-18 UNEF	37.3	25.8	20.4	30.1	42.2	40.1	25.0	07
22	23	1.313-18 UNEF	41.0	28.3	20.8	30.5	45.2	41.5	26.0	08
24	25	1.438-18 UNEF	43.7	31.5	21.7	31.4	48.2	43.1	28.0	08

Notes:

1. THIS PRODUCT IS DESIGNED TO TERMINAING OVERALL HARNESS SHIELDS. THIS BACKSHELL UTILIZE STANDARD BAND RING FOR 360 DEGREES SHIELD TERMINATION AND LOWEST DC RESISTANCED, USE HEAT SHRINKABLE BOOT.
2. MATED PROVIDE A WATER-TIGHT SEAL MEETING THE REQUIREMENTS OF MIL-C-85049, PAR. 3.5.7.
3. BACKSHELL TO BE PERMANENTLY MARKED WITH CODE IDENTIFICATION NUMBER AND PART NUMBER. (e.g.12321-ELCB-1-AC-S-1504-S).
4. ALL DIMENSIONS ARE IN MM.